

Teon/Teon + Manager - Quick Guide



Teon/Teon + ENG – Rev 00

teon
teon +

Table of contents

1	Introduction	3
2	Installation requirements	3
3	Use	3

1. Introduction

The Teon/Teon + Manager allows the conversion of the data and results of the thermal washing process (.xml format) in HTML files.

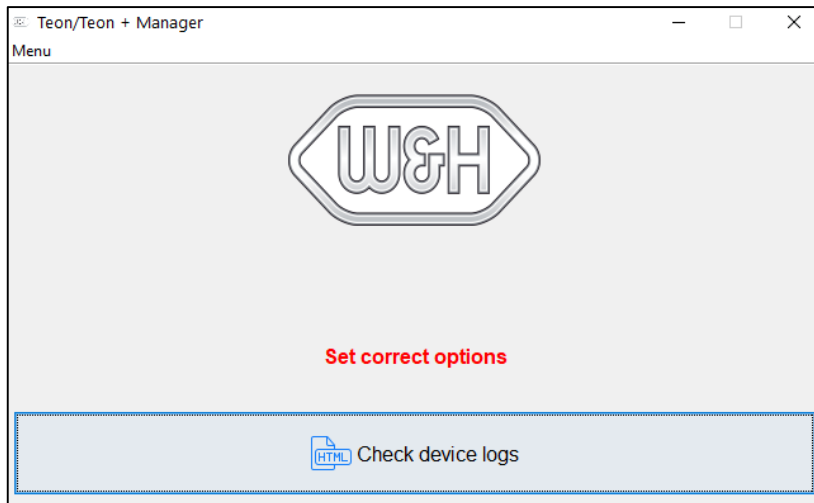
2. Installation requirements

To launch the Teon/Teon + Manager, the PC must have Java Virtual Machine installed.

NOTE: minimum required version JRE 8.

3. Use

For the Teon/Teon + Manager execution, follow the instructions below:



1) Double click on "Teon Manager.jar"

NOTE: Teon/Teon + Manager has 1 execution method:

- File conversion through Ethernet Automatic Mode
Teon/Teon + Manager cyclically converts the files from the machine, synchronizing automatically the folders (Teon/Teon + connected).

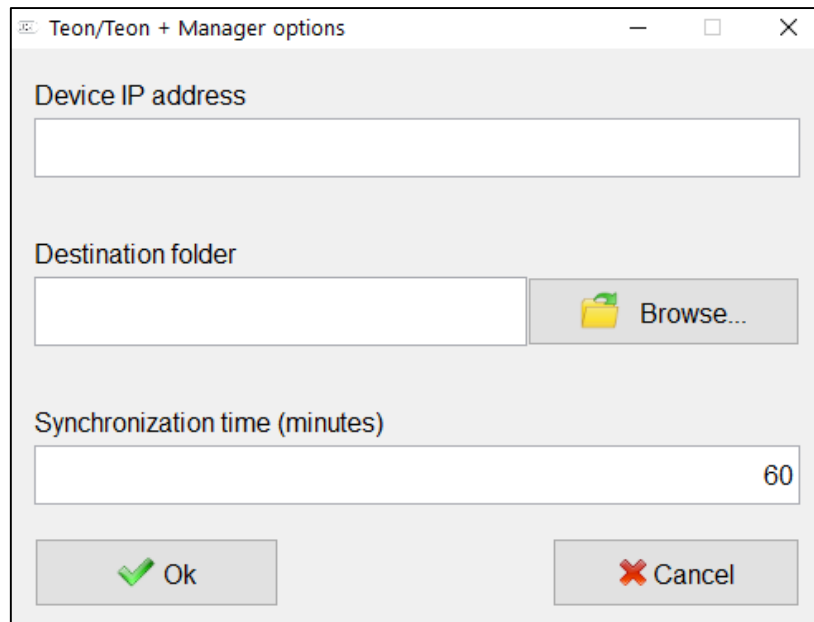
Use



2) Select “Menu”.



3) Select “Options”.
NOTE: a new window will be opened.



4) Enter in the “Device IP address” field the IP address of the Teon/Teon +.

5) Enter in the “Destination folder” field the full path of the source folder where the .xml files will be converted in HTML files.
NOTE: “Browse” button allows to choose the full path with a guided interface.

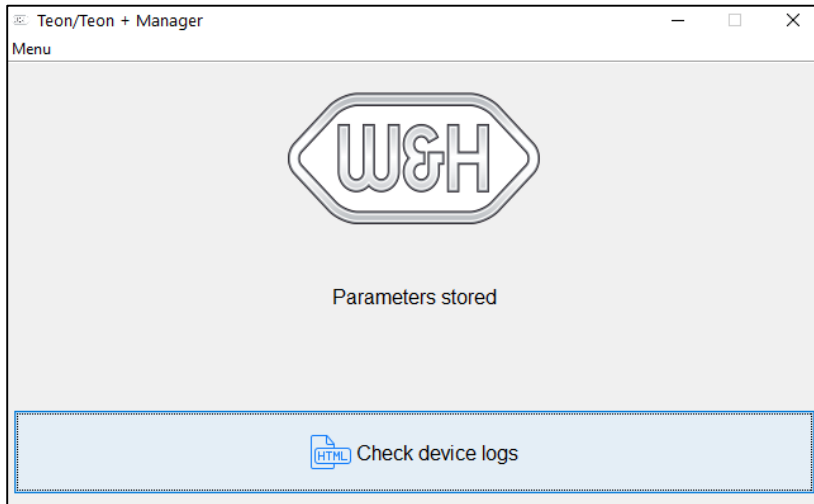
NOTE: to allow the file saving from more than one Teon/Teon +, it’s necessary to create one dedicated folder (containing the executable “Teon Manager.jar”) for each Teon/Teon + owned.

6) Enter in the “Synchronization time (minutes)” the waiting interval of the Automatic Mode (folder synchronization).

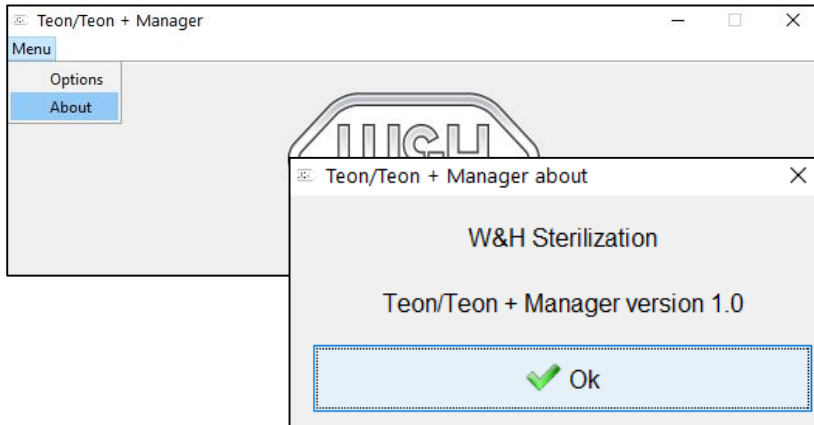
7) Press “Ok” to confirm the entered options and to import the data and results of the thermal washing process.

Use

8) “Check device logs” button, now enabled, will allow to open the file destination folder.



NOTE: select the “About” item to show the Manager software version.



Manufacturer

W&H Sterilization S.r.l.

Italy, I-24060 Brusaporto (Bg), via Bolgara, 2

t +39/035/66 63 000

f +39/035/50 96 988

wh.com

Teon/Teon + Manager - Quick Guide ENG - Rev 00

Subject to alterations

15/03/2021