

# Quick guide for Osstell SI-SQ



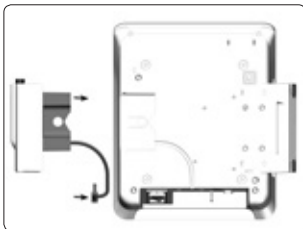
## Start-up – General




Osstell ISQ module



Measuring probe with cable,  
TestPeg, SmartPeg mount





Push in the Osstell ISQ  
module until it locks audibly.

 Pay attention to  
the positioning  
of the USB cable!



Connect USB.



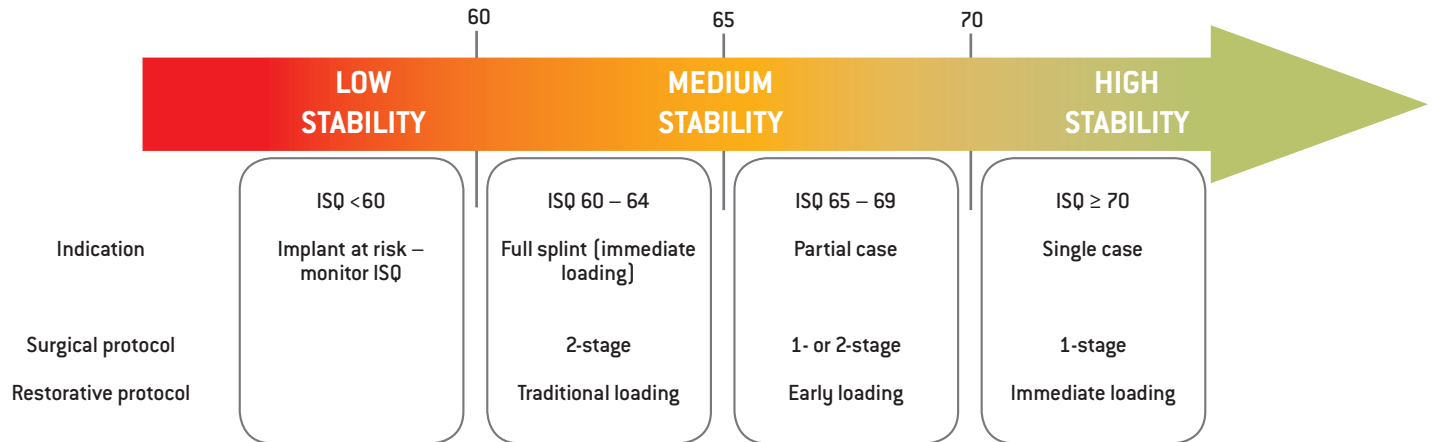
Connect measuring probe.  
 Pay attention to  
the positioning!



Attach the universal  
support and lock it.

# Quick guide for Osstell SI-SQ

## Measurement result



This is a summary of scientific data and therefore does not represent an official recommendation. To monitor osseointegration, measurements should be taken after implant insertion and before restoration of the implant.

Scientific studies can be found here [www.osstell.com](http://www.osstell.com)